

Quick Guide: Navigating through your courses

Welcome to **Graphanex courses**

The Learning Management platform is your online learning space where you can access study guides, videos, and interactive assessments at your own pace. Follow these steps to get started.

1. Logging In









1. Go to Graphanex's Students Online Moodle site.
2. Enter your **username** and **password**.
3. Click **Login**.

2. Opening Your Course


1. From your **Dashboard**, find your course under **My Courses**.
2. Click the course name to enter.

3. Course Homepage Layout

The course is organised as **topic-based sections**. Each section may include:

- **Interactive Multimedia Study Guides** (look for icons like )
- **Self-Corrective Assessments** (quiz or H5P icons  )
- **Videos** (play button icon) – some are embedded in the study guides
- Lessons (); Documents ; extra reading folders ; links ; quizzes 

4. Using Interactive Multimedia Study Guides

- Click the **study guide link** to open.
- Use navigation arrows or the menu to move through pages.
- The guides have **embedded videos, images, and mini-quizzes**, complete them as you progress.
- Your progress may be tracked with a  or progress bar.


5. Completing Self-Corrective Assessments

- Look for **quiz icons** or “H5P” activities.
- Click the activity name to start.
- Read instructions carefully, you may get **instant feedback** after each question.
- You can retry to improve your understanding (attempt limits may apply).

6. Watching Course Videos


- Click the **video link** or embedded play button.
- You may need to click **Full Screen** for a better view.
- Use the **pause** and **rewind** buttons to review important points.
- Some videos have **interactive questions**, answer them to continue.

7. Tracking Your Progress

- Look for the **Completion Checkboxes**  next to activities – tick them when done (if manual completion).
- The **Progress Bar** at the top/right shows how much you’ve completed.
- Check the **Grades** section to review assessment results.

8. Asking for Help

- Use the **Course Forum** to ask questions.
- Email your lecturer directly via **Participants → Message**.
- Check the **Help** section on Moodle for troubleshooting tips.

 **Tip:** Set aside regular study times each week and use headphones for the best multimedia experience.